

20 Bromley Dr, Yellowknife, NT

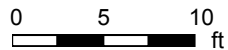
Main Building: Total Exterior Area Above Grade 1224 sq ft



Main Floor
Exterior Area 1224 sq ft



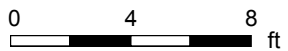
Basement (Below Grade)
Exterior Area 1176 sq ft



PREPARED: Jul, 2020

20 Bromley Dr, Yellowknife, NT

Main Floor Total Exterior Area 1224 sq ft
Total Interior Area 1136 sq ft



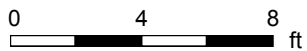
PREPARED: Jul, 2020



White regions are excluded from total floor area. All room dimensions and floor areas must be considered approximate and are subject to independent verification. For method of measurement please see <https://youriguide.com/measure/>.

20 Bromley Dr, Yellowknife, NT

Basement Total Exterior Area 1176 sq ft
Total Interior Area 1089 sq ft



PREPARED: Jul, 2020



White regions are excluded from total floor area. All room dimensions and floor areas must be considered approximate and are subject to independent verification. For method of measurement please see <https://youriguide.com/measure/>.

20 Bromley Dr, Yellowknife, NT

Property Details

Room Measurements

Only major rooms are listed. Some listed rooms may be excluded from total interior floor area (e.g. garage). Room dimensions are largest length and width; parts of room may be smaller. Room area is not always equal to product of length and width.

Main Building

MAIN FLOOR

5pc Bath: 6'3" x 13'1"
Bedroom: 9'5" x 8'2"
Bedroom: 9'5" x 8'1"
Bedroom: 12'8" x 12'2"
Dining: 10'8" x 10'6"
Garage: 19'5" x 22'9"
Kitchen: 13'2" x 13'2"
Living: 13'4" x 15'6"

BASEMENT

3pc Bath: 7'10" x 8'1"
Bedroom: 12'9" x 10'3"
Bedroom: 12'9" x 10'10"
Laundry: 12'9" x 7'7"
Rec Room: 19' x 14'6"
Storage: 12'8" x 18'11"
Utility: 6'2" x 8'6"

Floor Area Information

For explanation of floor area calculations and method of measurement please see <https://youriguide.com/measure/>. All displayed floor areas are rounded to nearest integer. Total area is computed before rounding and may not equal to sum of displayed floor areas.

Main Building

MAIN FLOOR

Interior Area: 1136 sq ft
Excluded Area: 441 sq ft
Perimeter Wall Length: 162 ft
Perimeter Wall Thickness: 6.5 in
Exterior Area: 1224 sq ft

BASEMENT (Below Grade)

Interior Area: 1089 sq ft
Perimeter Wall Length: 160 ft
Perimeter Wall Thickness: 6.5 in
Exterior Area: 1176 sq ft

Total Above Grade Floor Area

Main Building Interior: 1136 sq ft
Main Building Excluded: 441 sq ft
Main Building Exterior: 1224 sq ft