

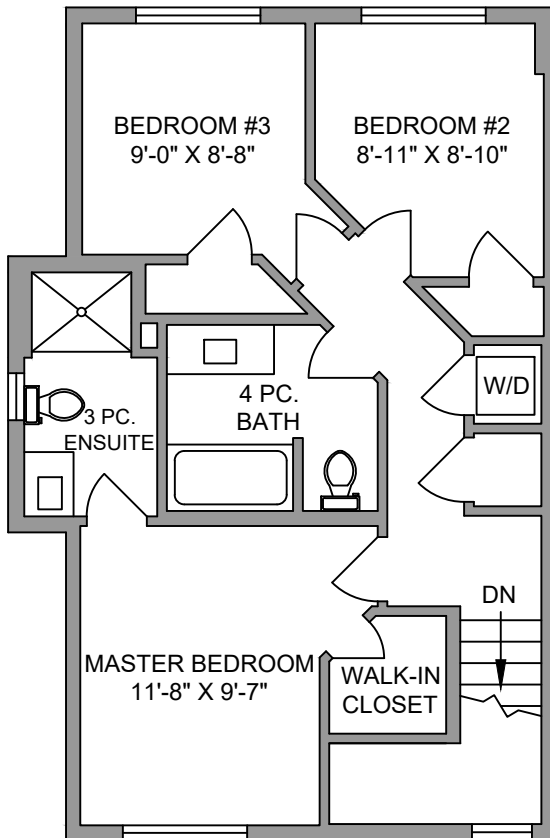


**JAHELKA REAL ESTATE GROUP**

## UPPER FLOOR

**633 SQ. FT.**

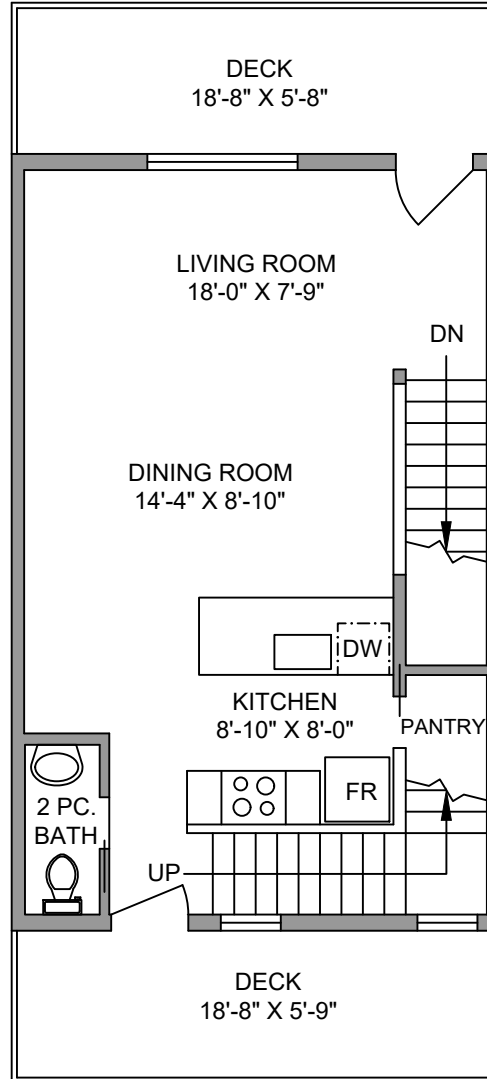
**9'-0" CEILING**



## MAIN FLOOR

**576 SQ. FT.**

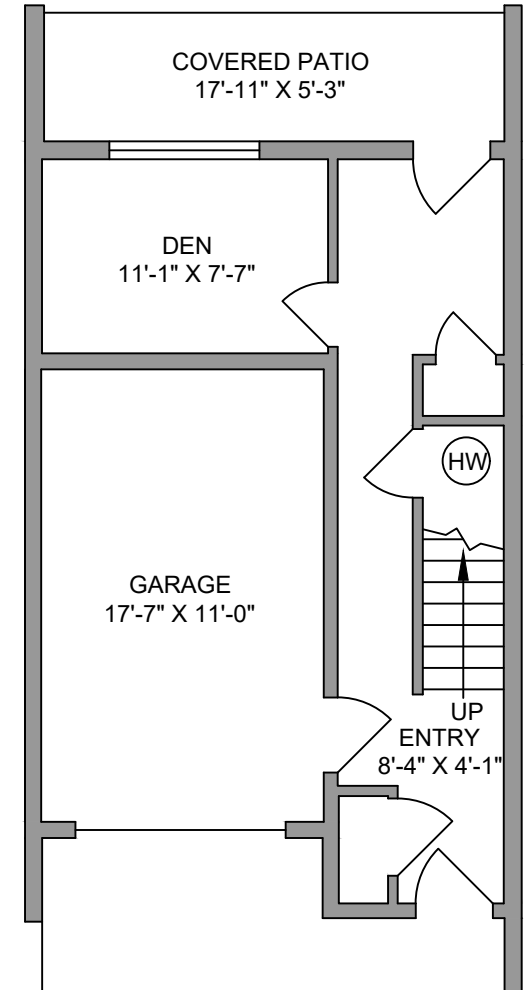
**9'-0" CEILING**



## LOWER FLOOR

**336 SQ. FT.**

**9'-0" CEILING**



**ROYAL LEPAGE**  
NANAIMO REALTY

0' 5' 10'  
SCALE

**NORTH**



101-1726 KERRISDALE ROAD

SEPTEMBER 18, 2020

Prepared by PROPER MEASURE MID ISLAND for the exclusive use of JAHELKA REAL ESTATE GROUP

Plans may not be 100% accurate. Buyer must verify any critical measurement.

Private resale or modification of floor plans to a third party by any individual or entity other than Proper Measure Mid Island is strictly prohibited

FLOOR	AREA (SQ. FT.)		
	FINISHED	GARAGE	DECK / PATIO
MAIN	576	-	213
UPPER	633	-	-
LOWER	336	211	89
TOTAL	1545	211	302