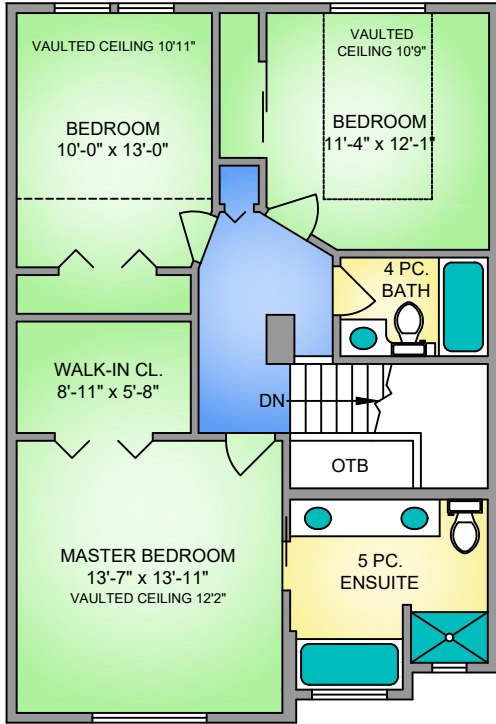
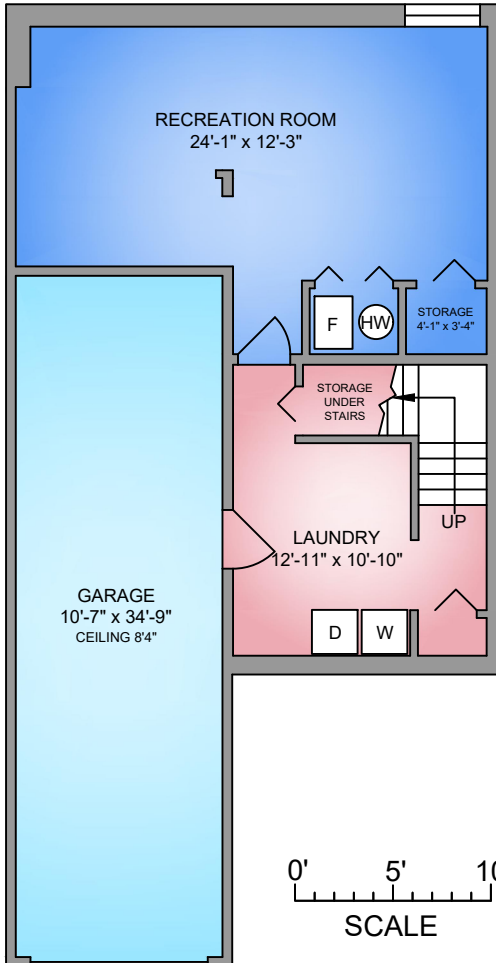


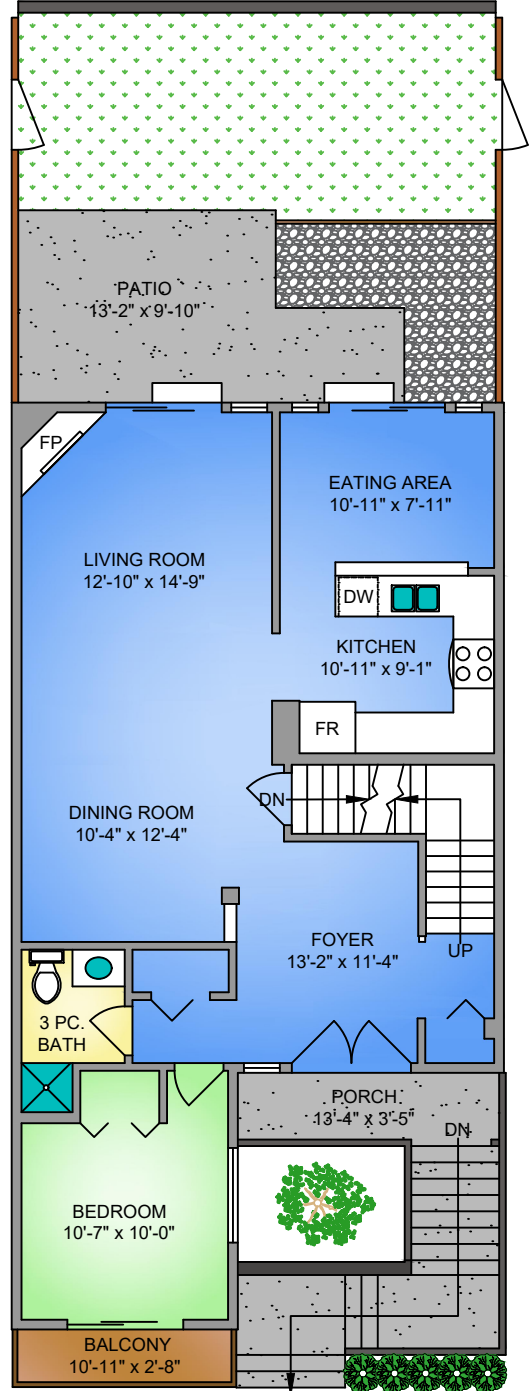
UPPER FLOOR
862 SQ. FT.



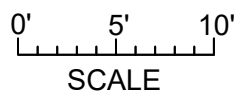
LOWER FLOOR
603 SQ. FT.



MAIN FLOOR
978 SQ. FT.
8'11" CEILING



NORTH



10-1506 EAGLE MOUNTAIN DRIVE, COQUITLAM
FEBRUARY 10, 2020

PREPARED BY PROPER MEASURE. FOR THE EXCLUSIVE USE OF ELLIOT MANDEL CORN.
PLANS MAY NOT BE 100% ACCURATE, IF CRITICAL BUYER TO VERIFY.
DIMENSIONS AND MEASUREMENTS ARE APPROXIMATE. THE FLOOR PLAN IS NOT INTENDED FOR ARCHITECTURAL OR CONSTRUCTION USE.

FLOOR	AREA (SQ. FT.)		
	FINISHED	GARAGE	DECK / PATIO
MAIN	978	-	235
UPPER	862	-	-
LOWER	603	383	-
TOTAL	2443	383	235