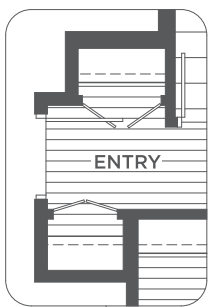


PLAN C | JR. 2 BEDROOM + 2 BATH

UNITS 709 - 2909, 3002 - 4802

Indoor: 710 - 720 sq ft (approx)

1 GILMORE PLACE

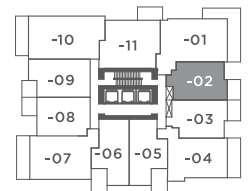


ENTRY & CLOSET FOR
UNITS #3002 - 4802

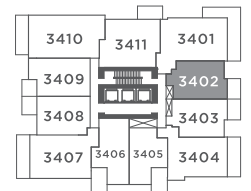


LIST OF APPLIANCES:

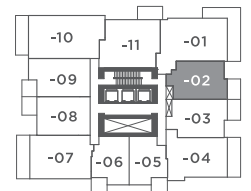
1. 24" Integrated Blomberg Fridge
2. 24" Fulgor Milano 4 Burner Gas Cooktop
3. 24" Faber Cristal Hoodfan
4. 24" Fulgor Milano Convection Wall Oven
5. Panasonic Microwave
6. Integrated Blomberg Dishwasher
7. Sink Disposal
8. High-Efficiency Full Size Whirlpool Washer and Dryer
9. Pantry



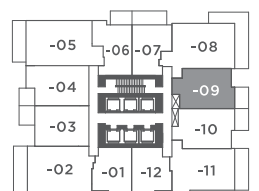
35TH - 48TH FLOOR



34TH FLOOR



30TH - 33RD FLOOR



7TH - 29TH FLOOR