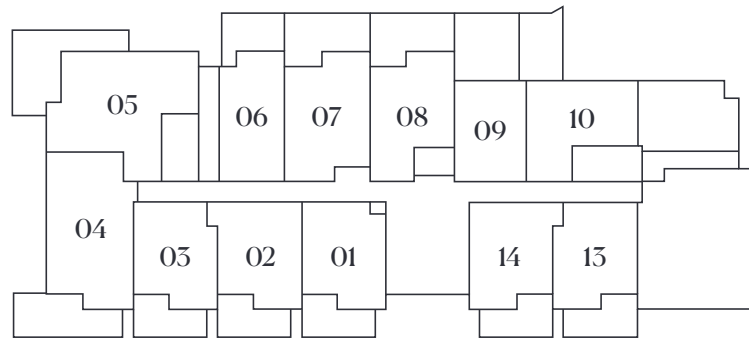


SITE PLANS

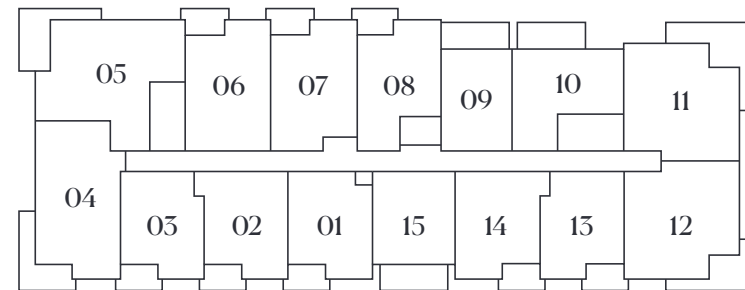
LEVEL 1



Shelbourne

McRae

LEVEL 2-6



Shelbourne

McRae



A1



- 1 Bright and spacious open concept main living areas with over-height 9-foot ceilings
- 2 Kitchen millwork with soft-close doors and drawers, full extension sliders
- 3 3 / 4" quartz countertops with stacked horizontal porcelain tile backsplash
- 4 Luxury vinyl plank flooring in "treehouse oak" throughout main living areas and bedroom
- 5 High efficiency stacking laundry package:
 - 24" Samsung Front Load Steam Washer and Ventless Dryer
- 6 Explore your culinary skills in a thoughtfully + efficiently designed linear kitchen with gourmet premium stainless steel appliance package:
 - 24" Samsung® Tall Bottom Mount Fridge
 - 24" Blomberg Slide-in Smooth Top Range
 - 18" Samsung® Built-in Dishwasher with full stainless tub in
- 7 Floating vanity with under cabinet motion sensor lighting
- 8 Walk-in closet to house all your favorite fashions
- 9 Private balcony off of your kitchen extends your living space

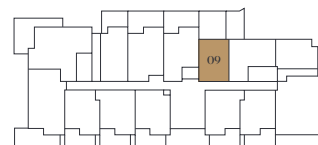
Jr. 1 Bed + 1 Bath

Interior: 463 SF

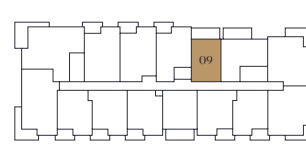
Exterior: 104 - 259 SF

Total: 567 - 722 SF

LEVEL 1



LEVEL 2-6



A1

C1



- 1 A gourmet kitchen featuring quartz countertops, matte black hardware, soft-close cabinets & contemporary stainless-steel appliances
- 2 In-home flex space offers a versatile area that can be used in various ways to suit your lifestyle & needs
- 3 Bright and spacious open concept main living areas with over-height 9-foot ceilings
- 4 Luxury vinyl plank flooring in "treehouse oak" throughout main living areas
- 5 Walk-in closet to house all your favorite fashions

1 Bed + Den + 1 Bath

Interior: 546 SF

Exterior: 59 - 152 SF

Total: 605 - 698 SF

LEVEL 1



LEVEL 2-6



C1

F1



- 1 A distinct and inviting sense of entry welcomes you
- 2 Bright + spacious designated living and dining area, with west facing windows
- 3 Primary suite offers a walk-in closet & ensuite with glass enclosed shower and handheld shower head
- 4 Abundant outdoor space provides room to enhance your daily life – whether hosting, tending to your garden or taking a moment to escape

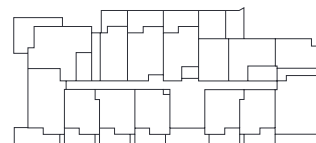
2 Bed + 2 Bath

Interior: 797 SF

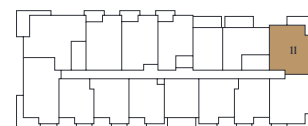
Exterior: 167 - 182 SF

Total: 964 - 979 SF

LEVEL 1



LEVEL 2-6



F1